


Animation Filmmaking On A Micro Budget: A Comprehensive Guide



Animation Filmmaking On A Micro-Budget

by Innocent B. Maluka

★★★★☆ 4 out of 5

Language : English
File size : 1221 KB
Text-to-Speech : Enabled
Screen Reader : Supported
Enhanced typesetting : Enabled
Print length : 16 pages
Lending : Enabled



Animation filmmaking is a powerful medium that can tell stories, entertain audiences, and inspire change. However, the cost of producing an animated film can be prohibitive for many aspiring animators and filmmakers. This guide will provide you with a comprehensive overview of how to make an animated film on a micro budget, with a focus on practical strategies, effective techniques, and real-world examples.

Planning Your Film

The first step in making an animated film on a micro budget is to carefully plan your project. This includes developing a compelling story, creating a realistic budget, and identifying the resources you will need.

Developing a Compelling Story

Your story is the foundation of your film, so it is important to spend time developing a compelling story that will engage your audience. Consider the following:

- **What is the main conflict of your story?**
- **Who are your main characters?**
- **What are their goals and motivations?**
- **What is the resolution of your story?**

Creating a Realistic Budget

Once you have a story, you need to create a realistic budget. This will help you determine how much money you need to raise and what resources you will need to produce your film.

Consider the following costs:

- **Animation software and equipment**
- **Voice actors**
- **Music and sound effects**
- **Marketing and distribution**

Identifying the Resources You Will Need

Once you have a budget, you need to identify the resources you will need to produce your film. This includes software, equipment, voice actors, and crew members.

Consider the following:

- **What software will you use to create your animation?**
- **What equipment will you need to record voice actors and create sound effects?**
- **Who will be your voice actors?**
- **Who will be your crew members?**

Producing Your Film

Once you have planned your film, it is time to start producing it. This involves creating your animation, recording voice actors, and adding sound effects.

Creating Your Animation

The most important step in producing your film is creating your animation. This can be done using a variety of software and techniques, including:

- **2D animation**
- **3D animation**
- **Stop-motion animation**

The type of animation you choose will depend on your budget, skills, and the style of your film.

Recording Voice Actors

If your film includes dialogue, you will need to record voice actors. This can be done in a professional recording studio or at home using a microphone and sound recording software.

When recording voice actors, it is important to:

- **Provide clear instructions**
- **Create a comfortable and supportive environment**
- **Record multiple takes**

Adding Sound Effects

Sound effects can add depth and realism to your film. They can be created using a variety of techniques, including:

- **Recording your own sound effects**
- **Using sound effects libraries**
- **Creating sound effects using software**

When adding sound effects, it is important to:

- **Use them sparingly**
- **Choose sound effects that match the tone and style of your film**
- **Mix your sound effects carefully**

Distributing Your Film

Once you have produced your film, you need to distribute it so that audiences can watch it. This can be done through a variety of channels, including:

- **Online streaming platforms**

- **Film festivals**
- **DVD and Blu-ray distribution**

The distribution channel you choose will depend on your budget, the target audience for your film, and your marketing strategy.

Making an animated film on a micro budget is a challenging but rewarding endeavor. By carefully planning your project, producing your film efficiently, and distributing it effectively, you can create an amazing animated film that will entertain audiences and make a lasting impact.

Additional Tips

Here are some additional tips for making an animated film on a micro budget:

- **Be creative**
- **Don't be afraid to ask for help**
- **Be persistent**
- **Have fun**

Making an animated film on a micro budget is a great way to learn about animation, filmmaking, and yourself. With a little creativity, hard work, and dedication, you can create an amazing animated film that will be enjoyed by audiences of all ages.


Animation Filmmaking On A Micro-Budget

by Innocent B. Maluka

★★★★☆ 4 out of 5




Language	: English
File size	: 1221 KB
Text-to-Speech	: Enabled
Screen Reader	: Supported
Enhanced typesetting	: Enabled
Print length	: 16 pages
Lending	: Enabled



How to Think Well and Enjoy Life

Thinking well is a skill that can be learned and practiced. By following these tips, you can learn to think more clearly, make better...



A Comprehensive Journey Through Economic Thought: A Brief History

Economics, the study of how societies allocate scarce resources, has a rich and fascinating history. Economic thought has evolved over centuries, shaped by...